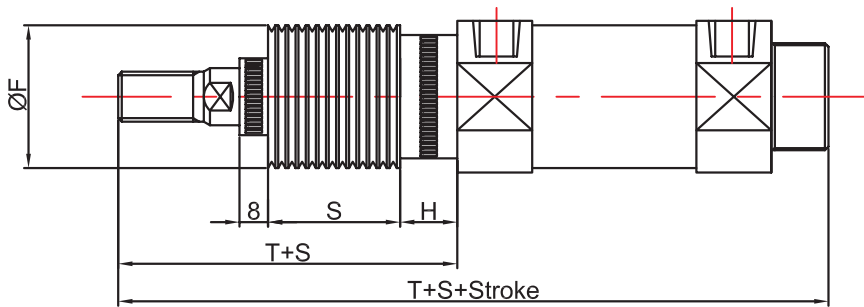


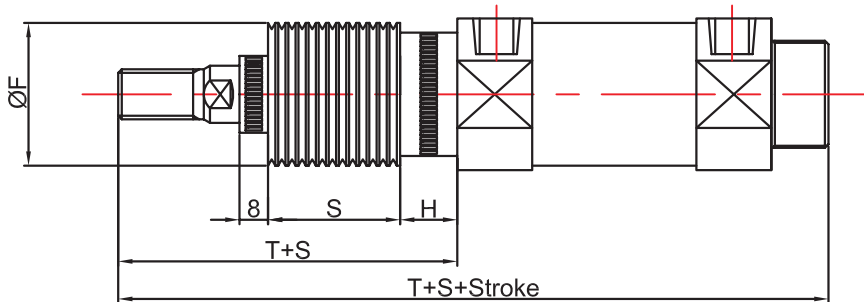
TANAIR

TPCM2 J.I.S TYPE CYLINDER DUST BOOT TYPE J&K



I-D(mm)	ØF	H	T	S	TL
20	36	14	56	0.3*Stroke+3	131
25	36	14	60		135
30	36	14	60		137
40	40	16	67	0.25*Stroke+3	171

TPCM2 J.I.S TYPE CYLINDER BOSS CUT TYPE BZ



I-D(mm)	ØF	H	T	S	TL
20	36	14	56	0.3*Stroke+3	131
25	36	14	60		135
30	36	14	60		137
40	40	16	67	0.25*Stroke+3	171

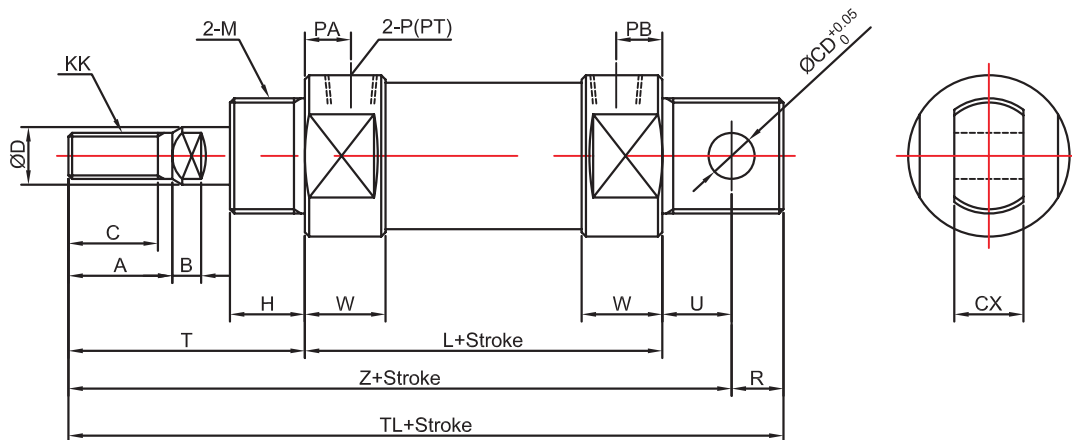
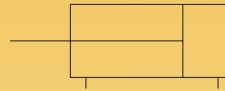
TANAIR

TPCM2 J.I.S TYPE CYLINDER E TYPE OF INTEGRAL CLEVIS

SPECIFICATIONS

Type	Oiless Type
Working Type	Double-Acting
Fluid	Air
Bearing Pressure	15kgf/cm ²
Max Working Pressure	9.9kgf/cm ²
Min Working Pressure	0.5kgf/cm ²
Working Temp	-10°C~+70°C
Oil Supply	None
Screw Tolerance	Ks2 2nd KS level
Allowance of stroke length	+1.4 0

NOTATION



I-D(mm)	Stroke Range	C	A	ØD	H	PA	PB	R	B	KK
20	~300	15.5	18	10	13	8	8	9	5.0	M8*1.25
25	~300	19.5	22	12	13	8	8	9	5.5	M10*1.25
30	~300	19.5	22	12	13	8	8	12	5.5	M10*1.25
40	~300	21.5	24	16	16	11	11	12	7.5	M14*1.5

I-D(mm)	W	ØCD	CX	M	P(PT)	L	T	TL	U	Z
20	15	8	12	M20*1.5	1/8	62	41	124	12	115
25	15	8	12	M26*1.5	1/8	62	45	128	12	119
30	15	10	20	M26*1.5	1/8	64	45	136	15	124
40	21	10	20	M32*2.0	1/4	68	50	165	15	153

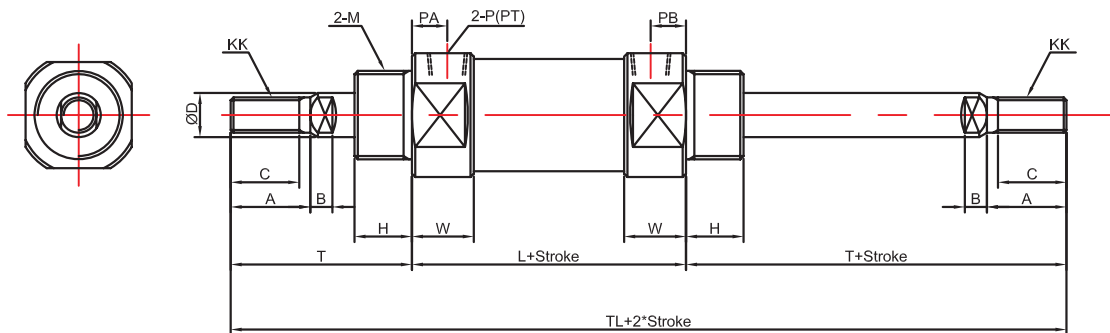

TAN AIR

TPCM2 J.I.S TYPE CYLINDER THROUGH ROD TYPE

SPECIFICATIONS

Type	Oiless Type
Working Type	Double-Acting Double Rod
Fluid	Air
Bearing Pressure	15kgf/cm ²
Max Working Pressure	9.9kgf/cm ²
Min Working Pressure	0.5kgf/cm ²
Working Temp	-10°C~+70°C
Oil Supply	None
Screw Tolerance	Ks2 2nd KS level
Allowance of stroke length	+1.4 0

NOTATION



I-D(mm)	Stroke Range	C	A	B	ØD	H	PA	PB	L	KK
20	~300	15.5	18	5.0	10	13	8	8	62	M8*1.25
25	~300	19.5	22	5.5	12	13	8	8	62	M10*1.25
30	~300	19.5	22	5.5	12	13	8	8	64	M10*1.25
40	~300	21.5	24	7.5	16	16	11	11	68	M14*1.5

I-D(mm)	W	M	P(PT)	T	TL
20	15	M20*1.5	1/8	41	144
25	15	M26*1.5	1/8	45	152
30	15	M26*1.5	1/8	45	154
40	21	M32*2.0	1/4	50	188

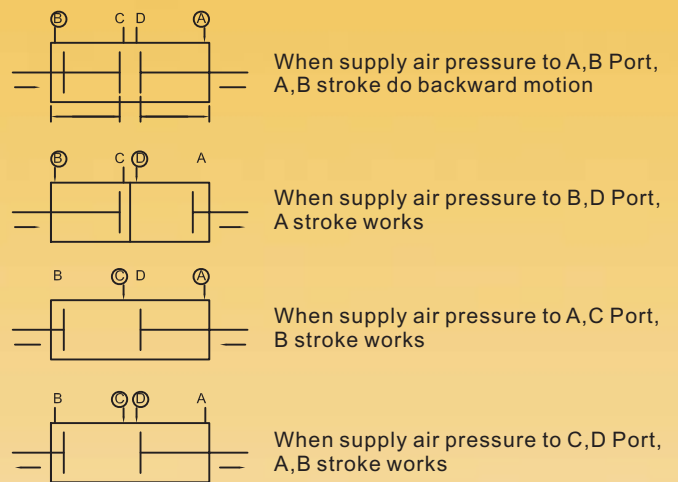
TANAIR

TPCM2 J.I.S TYPE CYLINDER MULTIPLE-END STROKE DOUBLE END-ROD TYPE TW

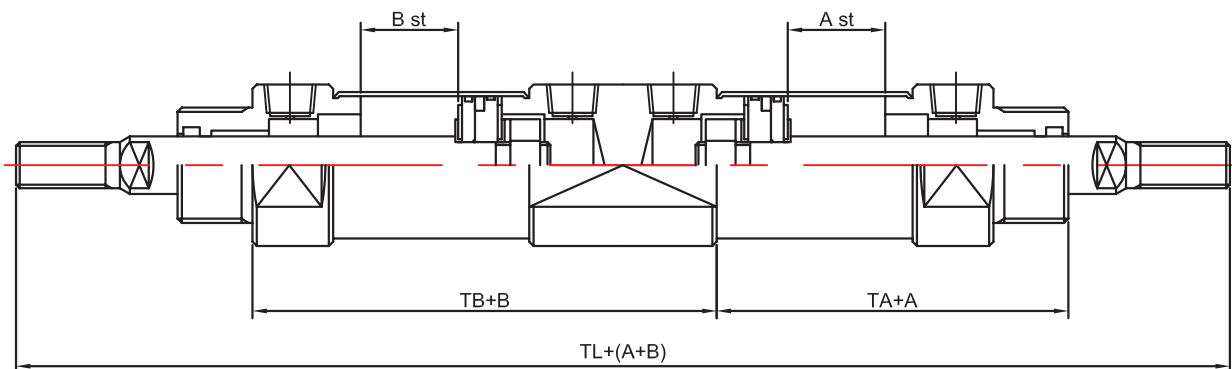
SPECIFICATIONS

Type	No Oil Supply
Working Oil	Air
Bearing Pressure	15kgf/cm ²
Max Set Pressure	9.9kgf/cm ²
Min Set Pressure	0.5kgf/cm ²
Speed Of Working Piston	50-750mm/s
Working Type	Double-Acting
Cushion	Rubber Cushion
Mounted Type	Basic Type, Foot Type, Flange Type
A,B Stroke Range	~300

NOTATION



OUTSIDE STRUCTURE DIMENSION DRAWINGS / BASIC TYPE



I-D(mm)	TA	TB	TL
20	47	78	207
25	47	78	215
30	49	80	219
40	66.5	110.5	277

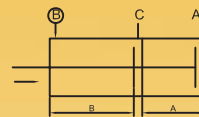
TANAIR

TPCM2 J.I.S TYPE CYLINDER MULTIPLE-END STROKE SINGL -ROD TYPE TS

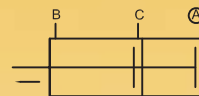
SPECIFICATIONS

Type	No Oil Supply
Working Oil	Air
Bearing Pressure	15kgf/cm ²
Max Set Pressure	9.9kgf/cm ²
Min Set Pressure	0.8kgf/cm ²
Speed Of Working Piston	50-750mm/s
Working Type	Double-Acting
Cushion	Rubber Cushion
Mounted Type	Basic Type, Foot Type, Flange Type
A,B Stroke Range	~300

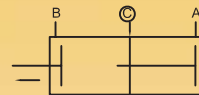
NOTATION



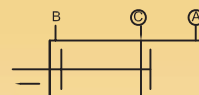
When supply air pressure to B Port, A,B stroke do backward motion



When supply air pressure to A Port, A stroke works

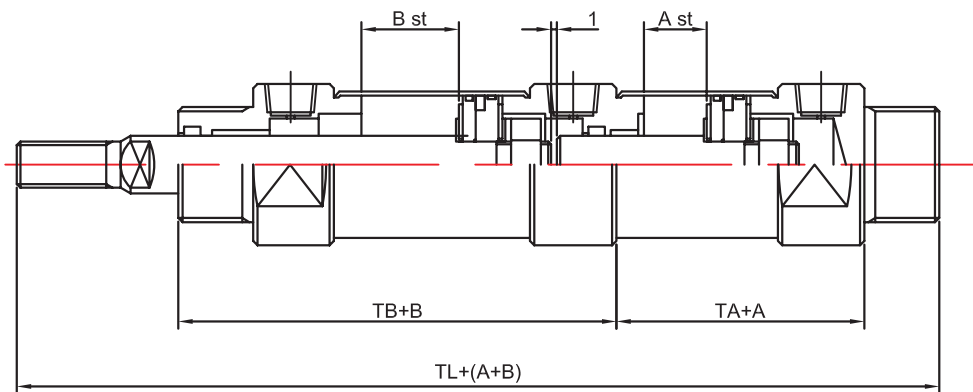


When supply air pressure to C Port, B-A stroke works



When supply air pressure to A,C Port, A stroke works

OUTSIDE STRUCTURE DIMENSION DRAWINGS / BASIC TYPE



I-D(mm)	TA	TB	TL
20	48	62	164
25	48	62	168
30	50	67	172
40	67.5	88.5	222

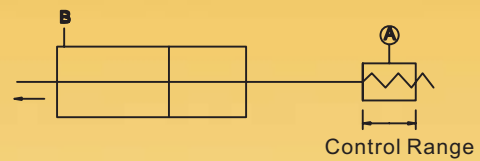
TANAIR

TPCM2 J.I.S TYPE CYLINDER VARIABLE STROKE CYLINDER TYPE / CONTROL TYPE OF FORWARD MOTION SJ

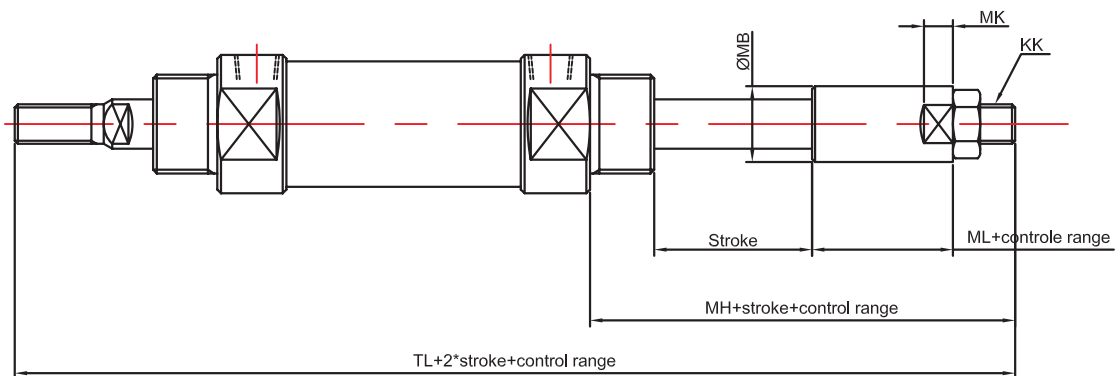
SPECIFICATIONS

Type	No Oil Supply
Bearing Pressure	15kgf/cm ²
Max Set Pressure	9.9kgf/cm ²
Min Set Pressure	0.8kgf/cm ²
Speed Of Working Piston	50-750mm/s
Working Type	Control Of Stopper
Cushion	Rubber Cushion
Mounted Type	Basic Type, Foot Type, Rod-Side & Head-Side Flange Type, Rod-Side Trunion Type
Stroke Control	A:0-25mm, B:0-50mm

NOTATION



OUTSIDE STRUCTURE DIMENSION DRAWINGS / BASIC TYPE



I-D(mm)	MK	ØMB	MH	ML	KK	TL
20	8	20	62	18	M8*1.25	150
25	10	20	62	18	M10*1.25	156
30	10	20	67	18	M10*1.25	158
40	12	25	88.5	22	M14*1.5	198

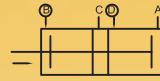
TAN AIR

TPCM2 J.I.S TYPE CYLINDER TANDEM CYLINDER / CYLINDER FOR HEAT-RESIST

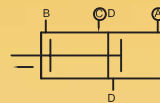
SPECIFICATIONS

Type	No Oil Supply
Working Oil	Air
Bearing Pressure	15kgf/cm ²
Max Set Pressure	9.9kgf/cm ²
Min Set Pressure	0.5kgf/cm ²
Speed Of Working Piston	50-750mm/s
Working Type	Double-Acting
Cushion	Rubber Cushion
Mounted Type	Basic Type, Foot Type, Flange Type
A,B Stroke Range	~300

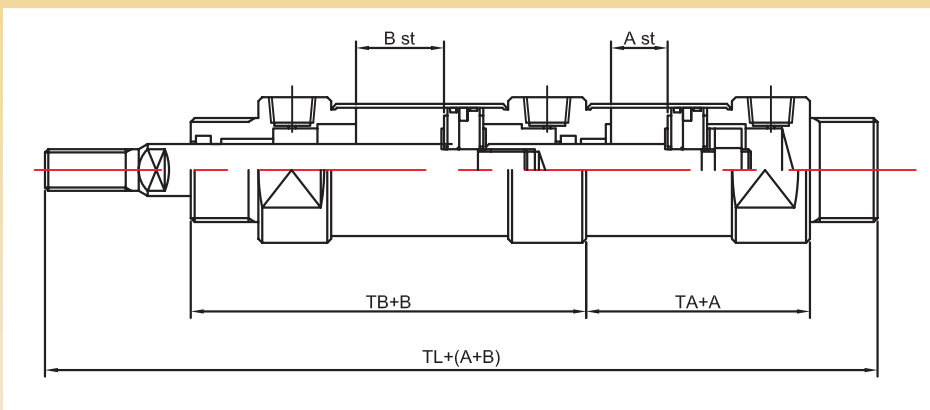
NOTATION



When supply air pressure to B and D Port, can get twice more outputs at backward motion



When supply air pressure to A and C Port, can get twice more outputs at forward motion



I-D(mm)	TA	TB	TL
20	48	62	164
25	48	62	168
30	50	67	172
40	67.5	88.5	222

CYLINDER FOR HEAT RESIST

SPECIFICATIONS

Type	Oil Supply Type
I-D	Ø20, Ø25, Ø32, Ø40
Working Temperature	-20°C ~ +150°C
Packing Materials	VITON (Fluoric Rubber)